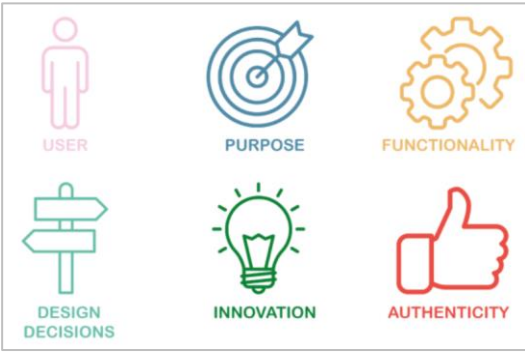
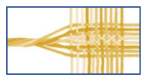


Think Like an Engineer



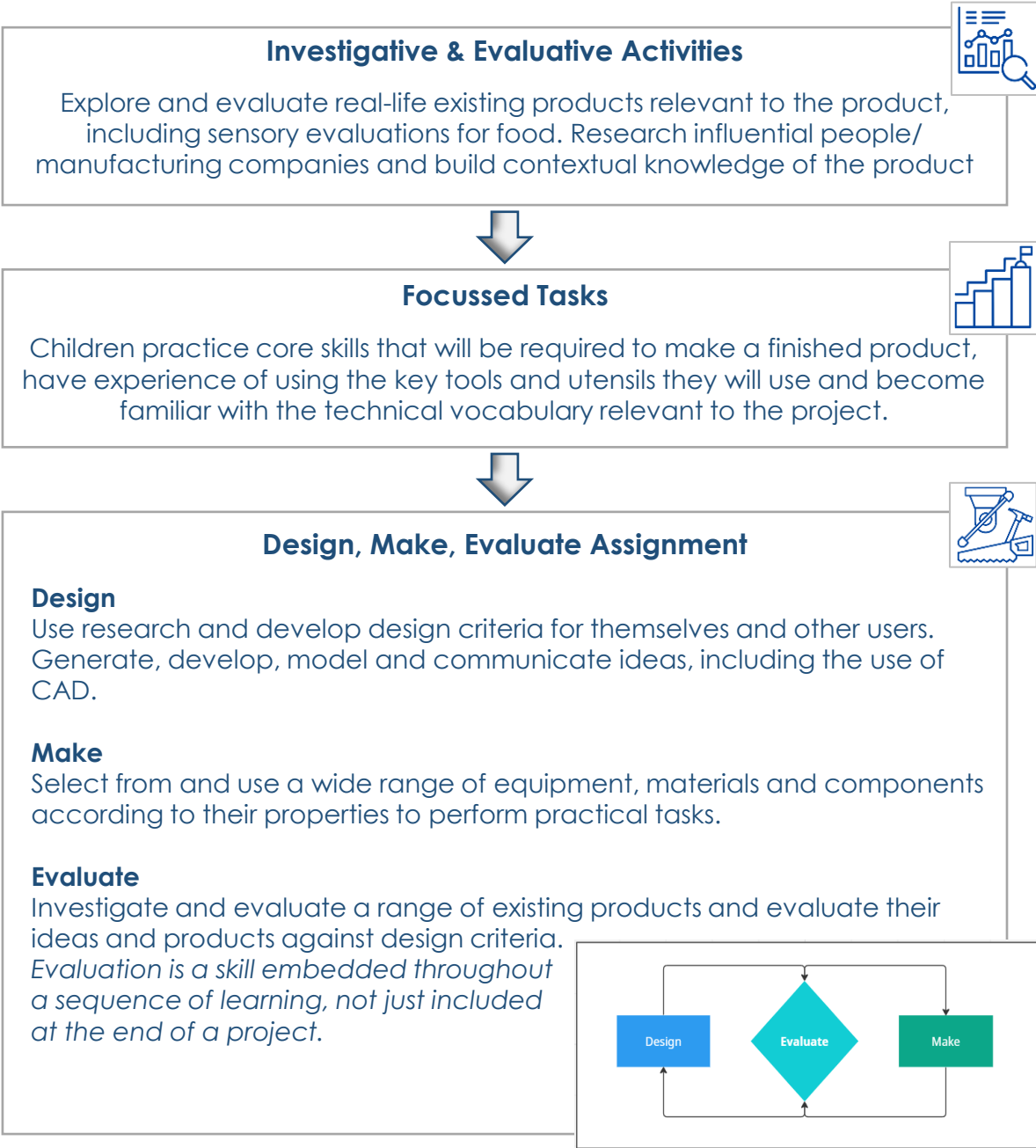
- *Constantly* evaluate ideas against design criteria
- Draw on the achievements of influential engineers
- Select and use a wide range of tools, equipment, materials and components, according to their characteristics
- Use **design criteria** and research to create **functional** and **purposeful** products for specific **users**
- Develop and communicate ideas to others using technical knowledge and terminology accurately and appropriately
- Strive for **innovation** and **authenticity**; new products that are believable, real and meaningful

Golden Threads



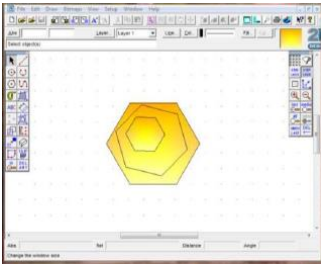
Sustainability	We learn about using sustainable materials and how to become resourceful citizens. We select recycled materials to create our products. Children learn about in-season foods, food waste and the sustainability of food sources.
Diversity	We investigate a diverse range of contexts, needs and values when designing, making and evaluating products. We use the work of a broad range of designers and engineers from a diverse range of cultures and backgrounds.

The Learning Sequence of a D&T Project



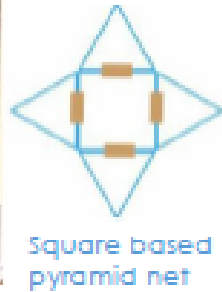
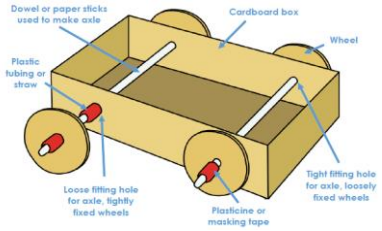
Design

Practicing developing and communicating ideas with others




Using computer-aided design (CAD) explore choices that around the aesthetics of a product


Children are given diagrams or create their own which they then label to plan the key stages of the making process and the components to be used



Make



Mechanical Systems & electrical systems



Structures

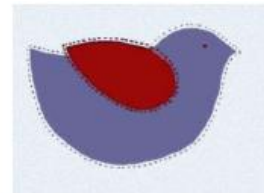


Grating cheese



Cutting using the bridge technique

Food



Appliqué by gluing or stitching



Textiles

Evaluate

Evaluations of existing products and of children's own products take place throughout the project

Food Processing Equipment			
Utensil	Food	Effect	Mouth feel
Juicer	Orange	Makes juice	Liquid
Peeler	Apple	Unpeeled apple	Crunchy
Knife	Carrot	Thin rings	Crispy hard

Questions	Response 1	Response 2	Response 3	Response 4
What makes up your product?	It's made of cardboard and paper sticks.	It's made of cardboard and paper sticks.	It's made of cardboard and paper sticks.	It's made of cardboard and paper sticks.
What makes up your product?	It's made of cardboard and paper sticks.	It's made of cardboard and paper sticks.	It's made of cardboard and paper sticks.	It's made of cardboard and paper sticks.
What makes up your product?	It's made of cardboard and paper sticks.	It's made of cardboard and paper sticks.	It's made of cardboard and paper sticks.	It's made of cardboard and paper sticks.
What makes up your product?	It's made of cardboard and paper sticks.	It's made of cardboard and paper sticks.	It's made of cardboard and paper sticks.	It's made of cardboard and paper sticks.
What makes up your product?	It's made of cardboard and paper sticks.	It's made of cardboard and paper sticks.	It's made of cardboard and paper sticks.	It's made of cardboard and paper sticks.

Sensory evaluations of different foods

Filling	Appearance	Smell	Flavour/Taste	Texture	Dislike	Neither	Like
1							
2							
3							
4							
Word bank	Colourful Dark/pale Greasy Moist	Fruity Meaty Smoky Oniony Garlicky Fishy	Salty Herby Spicy Fishy Smoky	Crispy Crunchy Soft Chewy Sticky Smooth Hard			